

# CONNECTING PROFILE SLOT MACHINING

No more time-consuming and complicated gluing or screws! The way of the future is „insert and it’s ready“. Now that you are using profile slot connecting systems to mount workpieces, you couldn’t do without it. The advantages are clear: a high-quality, elegant solution you can use flexibly for many different applications, all with enormous savings in time compared to conventional methods.

Fortunately, connector profile slots can also be milled quickly, precisely and economically. Your connector between the CNC machining centre and the connecting system: BENZ units for milling slots – for all machine types and at any angle.

### Advantages

- Machine profile slot milling, short cutting times
- Milling slots at all angles - on the edge and in the centre of the workpiece
- The same profile slot on both workpieces (high level of accuracy in creating the slots)
- The machining process can be implemented directly in the CAD planning


### BENZ GmbH Werkzeugsysteme

Kinzigpark 3  
77723 Gengenbach  
Germany

T +49 7803 504 300-0  
info@benztooling.com  
www.benztooling.com




F-175688-EN-0421




# UNITS FOR PROFILE SLOT MILLING

Tooling technology

Wood / Composites/  
Aluminium machining



Milling the profile slot for inserting the connector (horizontal machining).




















Milling the profile slot for inserting the connector on the mating piece (vertical machining).




# PRODUCT COMPASS

## UNITS FOR PROFILE SLOT MILLING




			CLASSIC LINE with grease lubrication								PREMIUM LINE with oil bath lubrication				
Profile slot position / angle		Depth [mm]	Tool holder	MONO Single sided angle head	MONO R Single sided angle head at reduced speed	DUO Double sided angle head	QUATTRO Four sided angle head	ANGULO Corner notching unit	FORTE Lock recess trimming unit	FLEX D Adjustable angle head	FLOATING H Tenso Floating trimming unit	MONO R Single sided angle head at reduced speed	FLEX D Adjustable angle head	FLEX5C / 5-MOTION Adjustable angle head	FLEX5+C / 5-MOTION PLUS Adjustable angle head
															
	Horizontal	≤ 15	●							●			●	●	●
	Vertical on the edge of the workpiece	≤ 15		●	●	●	●	●	●	●		●	●	●	●
		= 14									●				
	Vertikal in the centre of the workpiece	≤ 15		●	●	●	●	●	●	●		●			
		= 14									●				
		≤ 10		●	●	●	●	●	●	●		●	●	●	●
	At any angle	≤ 15								●			●	●	●


### CREATING A 90° CORNER CONNECTION WITH PROFILE SLOT CONNECTORS



DRILLING  
Drill the opening to work through.  
The connecting system will later be fixed permanently in place through the opening.



HORIZONTAL MILLING  
Mill the profile slot for inserting the connector (horizontal machining).



VERTICAL MILLING  
Mill the profile slot for inserting the connector on the mating piece (vertical machining).



INSERT THE CONNECTOR  
The connector can be pushed into the profile slot manually in just seconds, without any tools at all.



ASSEMBLY  
Join the two workpieces together and tighten the two connectors through the opening with a hex wrench.



FINISHED CORNER CONNECTION  
After the connectors have been tightened, the workpiece is mounted and ready.

### VIDEO



Milling profile slots with a CNC machine  
Scan QR-Code or go to:  
[www.youtube.com/BENZWerkzeugsysteme](http://www.youtube.com/BENZWerkzeugsysteme)